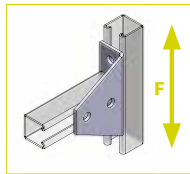
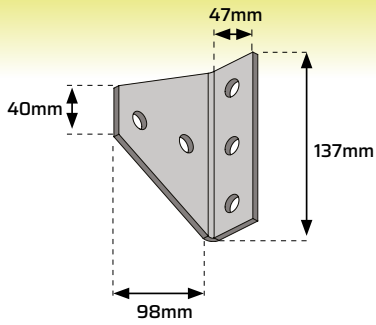


Bracing Brackets

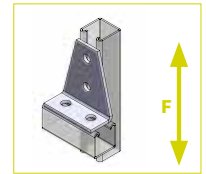
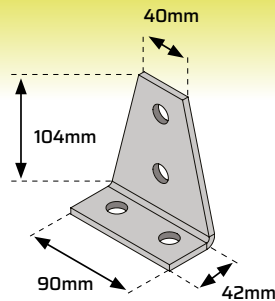
90° V Plate



HOT-DIP GALVANISED (HDG)

CODE	SIZE	MAX SAFE LOAD F kN	
		(F KN)	
2013 01041	40 x 47 x 98 x 137mm	3.1	

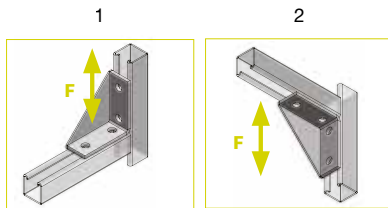
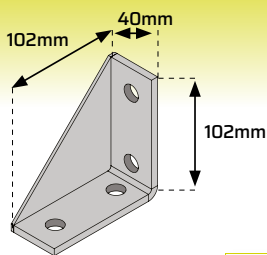
90° V Plate



HOT-DIP GALVANISED (HDG)

CODE	SIZE	MAX SAFE LOAD F kN	
		(F KN)	
2013 01040	40 x 42 x 104 x 90mm	2.314	

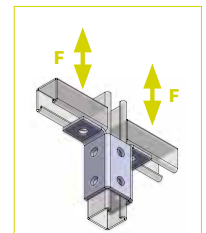
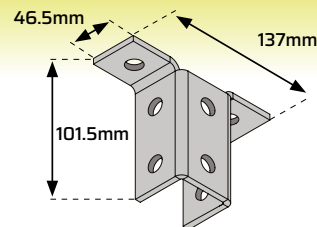
Gusseted Bracing Bracket



HOT-DIP GALVANISED (HDG)

CODE	SIZE	MAX SAFE LOAD F kN	
		1. (F KN)	2. (F KN)
2013 01063	40 x 102 x 102mm	6.616	3.233

Wing Bracket



HOT-DIP GALVANISED (HDG)

CODE	SIZE	MAX SAFE LOAD F kN	
		(F KN)	
2013 01087	46.5 x 137 x 101.5mm	5.789	

TECHNICAL DATA

Steel Minimum Yield Stress:	275N/mm ²
Steel Thickness:	5mm
Clearance Hole:	14mm
	Minimum coating thickness
Hot-Dip Galvanised (HDG)	55µm

MAXIMUM SAFE LOADS

Loads apply to channel bracket shown assembled with:

- 2.5mm Thick Channel
- M10 DIN 933 Grade 8.8 set screws with
- M10 DIN 125 washers
- 55Nm torque setting

