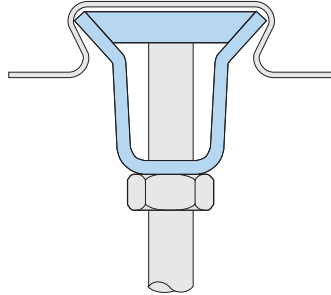




Type MF

Specifically developed for use with MetFloor® 60 and MetFloor® 80 profiles manufactured by Construction Metal Forming (CMF®).



UKCA CE For Characteristic Resistances when designing a connection to Eurocode 3, refer to DoP No.017 (CE) or DoC No.117 (UKCA) on Lindapter's website. Alternatively, request a DoP or DoC brochure.

Bracket: Steel strip, zinc plated + JS500. **Wedge:** Malleable iron, zinc plated.

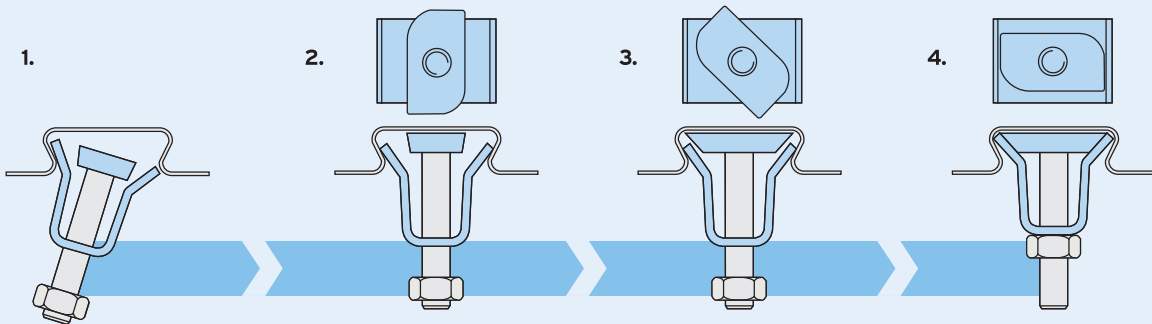
Product Code	Rod min 4.6	Safe Working Load (FOS 3:1)	
		Tensile / 1 Rod kN	Tightening Torque Nm
MF06*	M6	1.47	10
MF08*	M8	1.47	10
MF10*	M10	1.47	10

➤ Independently fire tested in accordance with BS EN 1991-1-2. For fire ratings please refer to www.Lindapter.com

* Oversized washer supplied with MF06 and MF08. A washer is optional for MF10.

How to install...

▶ Watch the installation video at www.Lindapter.com



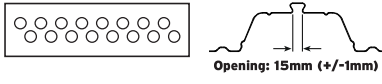





























- 1) Pre-assemble the bracket and wedge (flat surface facing up) onto the threaded rod and insert one side of the bracket into the re-entrant channel of decking.
- 2) Insert the other side of the bracket into position inside the decking.
- 3) Turn the wedge clockwise until the position in Fig. 4 has been achieved.
- 4) Tighten the nut on the rod to a torque of 10Nm (prevent rod from rotating).

- Install the decking fixings after the concrete has been poured and has reached full strength.
- If the decking profile is deformed or distorted, do not install the fixing. If in doubt, contact the Technical Support team for advice.
- Although the Type MF is similar in appearance to Type MW2 (p. 73), it should NOT be used in profiles manufactured by Kingspan®.

Compatible Profiles

Lindapter has developed an extensive range of CE Marked decking fixings to ensure optimum compatibility with all major decking profiles.

Lindapter Decking Fixing	Compatible Composite Decking Profile(s)		
<p>Type COM page 70</p> <p> Fire Rated to ISO 834</p> 	<p>Tata Steel ComFlor® 60, 80 and 95</p>  <p>Opening: 15mm (+/-1mm)</p> 		
<p>Type TR60 page 71</p> <p> Fire Rated to ISO 834</p> 	<p>SMD® TR60+™ and TR80+™</p>  		
<p>Type MF page 72</p> <p> Fire Rated to ISO 834</p> 	<p>CMF® MetFloor® 60 and MetFloor® 80</p>  		
<p>Type MW2 Multiwedge 2 page 73</p> <p> Fire Rated to ISO 834</p> 	<p>Kingspan® Multideck MD60 and MD80</p>  		
<p>Type AW Alphawedge page 74</p> <p> Fire Rated to ISO 834</p> 	<p>Richard Lees Decking Ribdeck E60</p>  		
<p>Type AMD page 75</p> 	<p>AMDECK® AMDECK® 60 and AMDECK® 80</p>  		
<p>Type SM page 76</p> <p> Fire Rated to ISO 834</p> 	<p>Sigmat SigDeck 100</p>  		
<p>Type VN page 77</p> <p> Fire Rated to ISO 834</p> 	<p>Fits several profiles including: AMDECK® 54, R51+™, ComFlor® 51+, Holorib, Superib, Multideck MD50 and MetFloor® 55.</p> 		

Lindapter®

Fire Rated Decking Fixings

Fire rated connection solutions for securing building services systems to composite metal decking.

Lindapter's extensive range of high quality, cost-effective decking fixings are conveniently installed by locking inside the dovetail re-entrant channels of popular composite decking profiles.


This innovative technique provides an adjustable fixing point for suspending mechanical and electrical equipment that is fast to install and does not compromise the strength of the deck.

- Quick and easy to install
- Safer and reduced working at height
- Adjustable for precise alignment
- No weakening or delamination of the decking
- No specialist labour or tools required

Non-Combustible Materials

Lindapter's decking fixings are manufactured from steel and iron which are listed in Commission Decision 96/603/EC as materials that make 'no contribution to fire' and are considered as Class A1 Reaction to Fire Performance without the need for additional fire safety testing.

Independently fire tested to BS EN 1991-1-2.
See results overleaf >>>



For more information please contact Lindapter's Technical Support Team:


Call: +44 (0)1274 521444 | Email: support@Lindapter.com | Visit: www.Lindapter.com

Independently Fire Tested



To provide specifiers with additional confidence, Lindapter commissioned BRE Global to run third party fire tests in accordance with BS EN 1991-1-2 on a range of Decking Fixings installed in concrete backed composite decking profiles. BRE test reports **P116310 Issue 1**, **P123815-1001 Issue 1** and **P123815-1001 Issue 1.1** verify load limits for 60, 90 and 120 minute fire ratings.

 **Independently fire tested to BS EN 1991-1-2**

 **Performance class A1 in accordance with 96/603/EC**

Fire Rated Load Limits

Temperature resistance, load limits and exposure times are shown below. Tensile loads are absolute values.

Maximum Temperature (°C)			945°C	1006°C	1049°C
Test Duration (minutes)			60 minutes F(60)	90 minutes F(90)	120 minutes F(120)
Product	Threaded Rod (Property Class 8.8)	Product Code	Tensile Load (kN)	Tensile Load (kN)	Tensile Load (kN)
Type MF	M8 / M10	MF08 / MF10	0.780	0.441	0.350
Type MW*	M8 / M10	MW08 / MW10	0.780	0.441	0.350
Type COM	M10	COM10	0.600	0.375	0.300
Type TR60	M8 / M10	TR6008 / TR6010	0.400	0.250	0.200
Type AW*	M8 / M10	AW08 / AW10	0.400	0.250	0.200
Type SM	M10	SM10	0.750	0.550	0.300
Type VN	M10	VN10	1.000	0.700	0.400

* Lindapter's calculated values based on BRE Global's testing of similarly designed Lindapter products.

For standard safe working loads with factors of safety at ambient temperature please refer to Lindapter's website.

In addition to the above, Lindapter's range of decking fixings are also considered to satisfy the requirements of performance Class A1 (non-combustible) for the characteristic Reaction to Fire, in accordance with the EC decision 96/603/EC.

Fire test set up mounted above furnace



For more information please contact Lindapter's Technical Support Team:

Call: **+44 (0)1274 521444** | Email: **support@Lindapter.com** | Visit: **www.Lindapter.com**