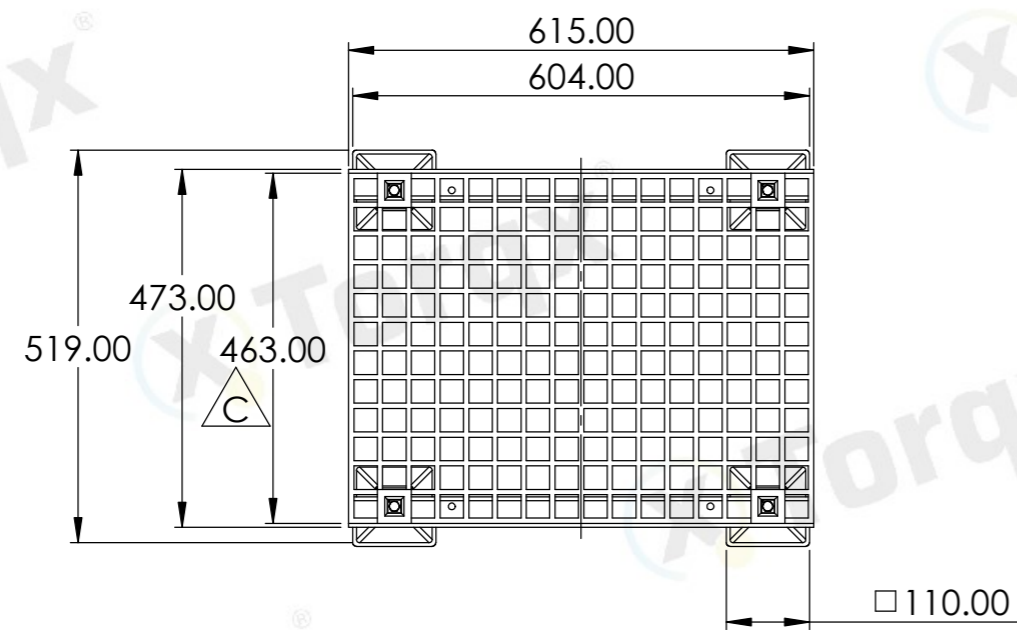
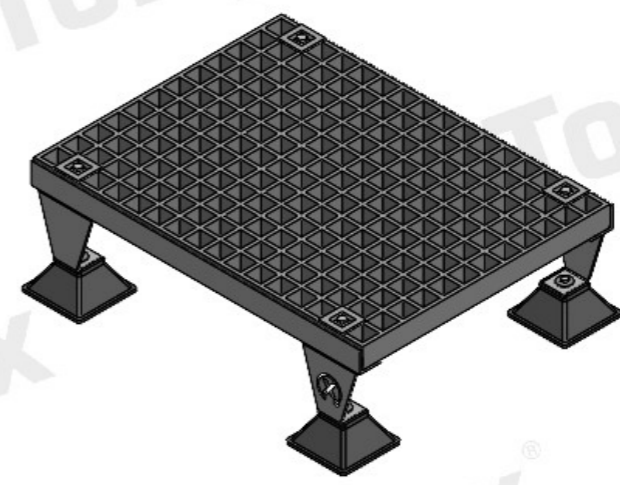


8 7 6 5 4 3 2 1

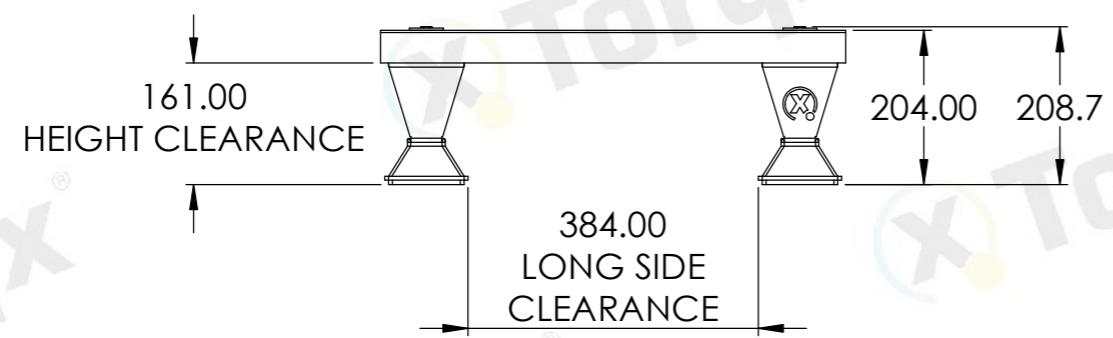
REVISIONS				
ZONE	REV.	DESCRIPTION	DATE	APPROVED
	A	INITIAL RELEASE	8/15/2024	
2-D4	B	UPDATE BOM LIST	8/27/2024	
E7	C	ADD GRP DIMENSION	9/6/2024	



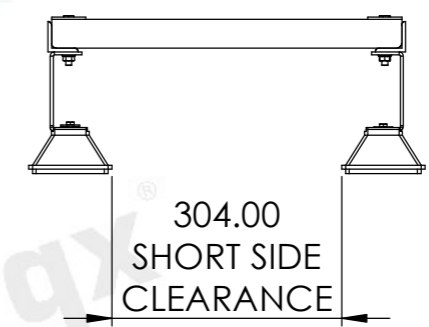
TOP VIEW



ISOMETRIC VIEW



FRONT VIEW



SIDE VIEW

- NOTES:
1. INTERPRET DIMENSION AND TOLERANCING AS PER ISO 2768;
  2. DEBURR AND BREAK ALL SHARP EDGES UNLESS OTHERWISE SPECIFIED ATLEAST 0.1MM;
  3. ALL UNCALLED CHAMFER UNLESS OTHERWISE SPECIFIED @ C0.5;
  4. BAG AND TAG SMALL PARTS
  5. ALL FAI DIMENSION MUST BE 100% INSPECTED;

INFORMATION HEREIN SHALL NOT BE REPRODUCED IN ANY FORM WITHOUT TORQX WRITTEN PERMISSION 'Design Rights Pending' © Torqx Ltd				DEBURR AND BREAK SHARP EDGES	DO NOT SCALE DRAWING	REVISION C
	DRAWN GO	SIGNATURE	DATE 8/15/2024	FINISH: N/A	THIRD ANGLE PROJECTION	
	CHK'D CM	DATE 8/15/2024	TITLE: 615X463MM STEP OVER			
	APPVD	DWG NO. 101114927				A3
UNLESS OTHERWISE SPECIFIED: DIMENSIONS ARE IN MILLIMETERS			MATERIAL: N/A	SURFACE FINISH: Ra 3.2	WEIGHT:	SCALE:1:10
TOLERANCES:	.X ±0.2	.XX ±0.05	.XXX ±0.001	SHEET 1 OF 4		

8 7 6 5 4 3 2 1

8

7

6

5

4

3

2

1

F

E

D

C

B

A

F

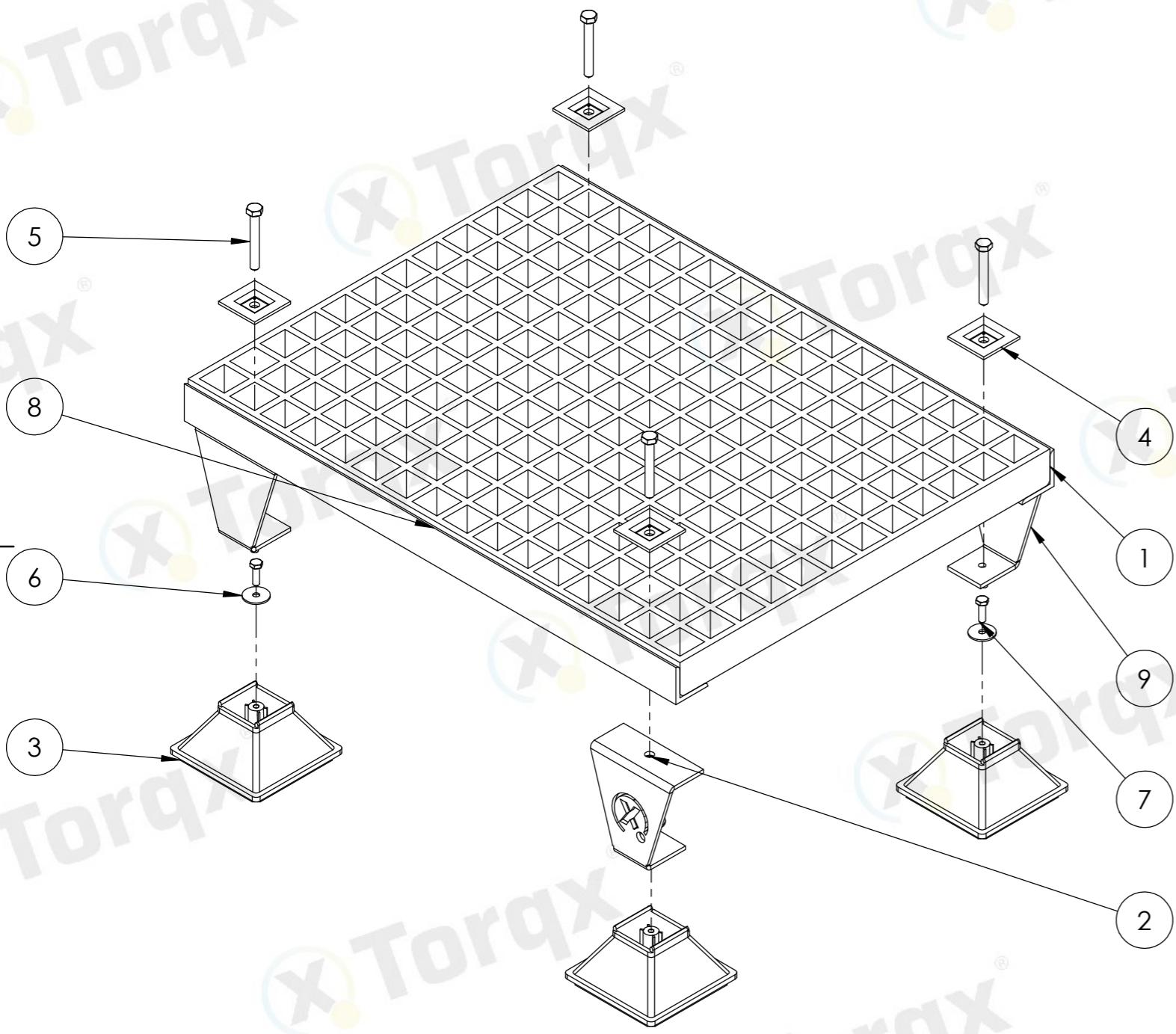
E

D

C

B

A



EXPLODED VIEW

B

ITEM NO.	DESCRIPTION	QTY.
1	615X463X38 GRP MESH	1
2	STEEL BRACKET 3 ASSY	2
3	110X110MM MINIFOOT	4
4	GRP FIXING BRACKET	4
5	M8X60 A2 STAINLESS STEEL HEX SET	4
6	M6X25 A2 STAINLESS STEEL PENNY WASHER	4
7	M6X 20 STAINLESS STEEL HEX FLANGE HEAD SELF-TAPPING SCREW	4
8	ANGLE BAR SUPPORT	2
9	STEEL BRACKET 4 ASSY	2

8

7

6

5

4

3

2

1

8

7

6

5

4

3

2

1

F

E

D

C

B

A

F

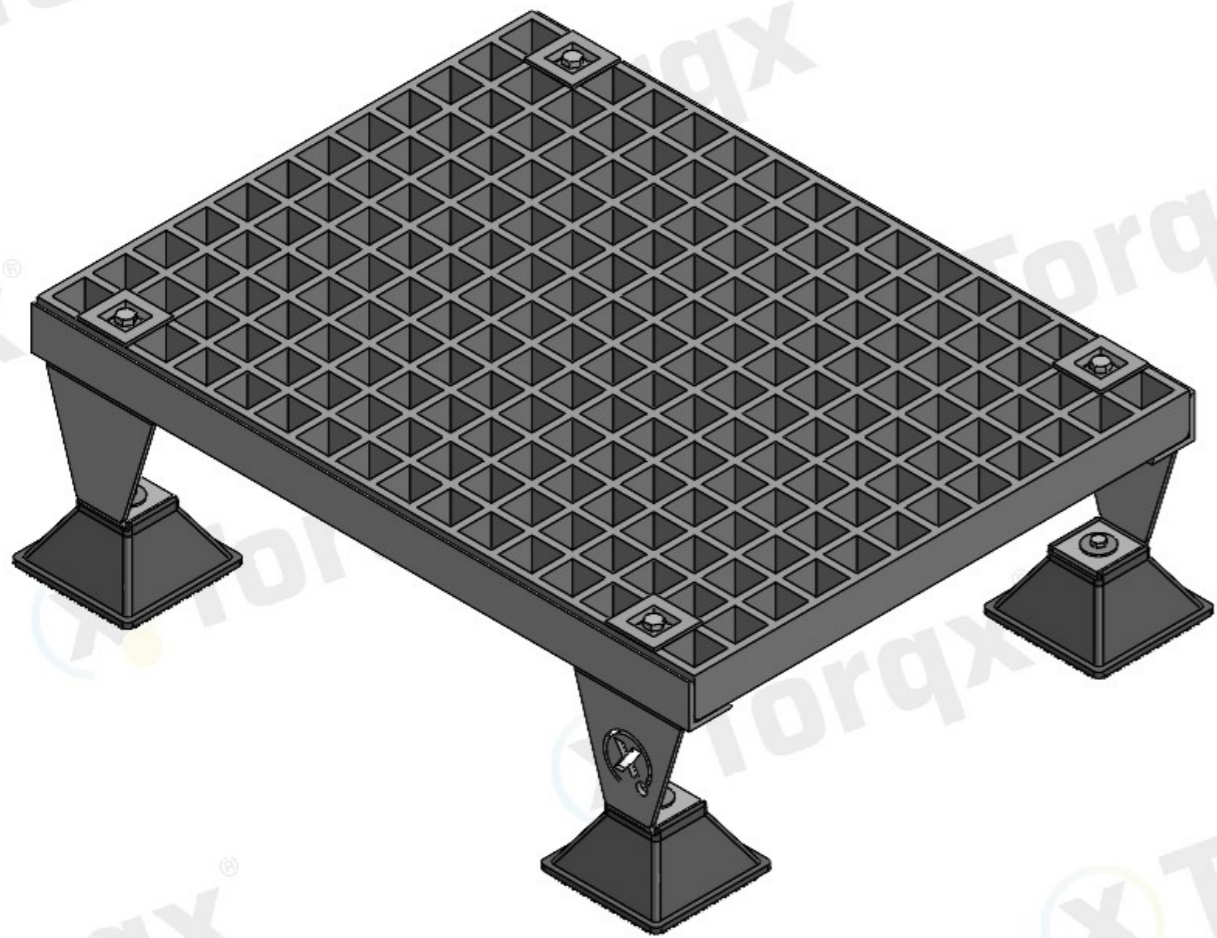
E

D

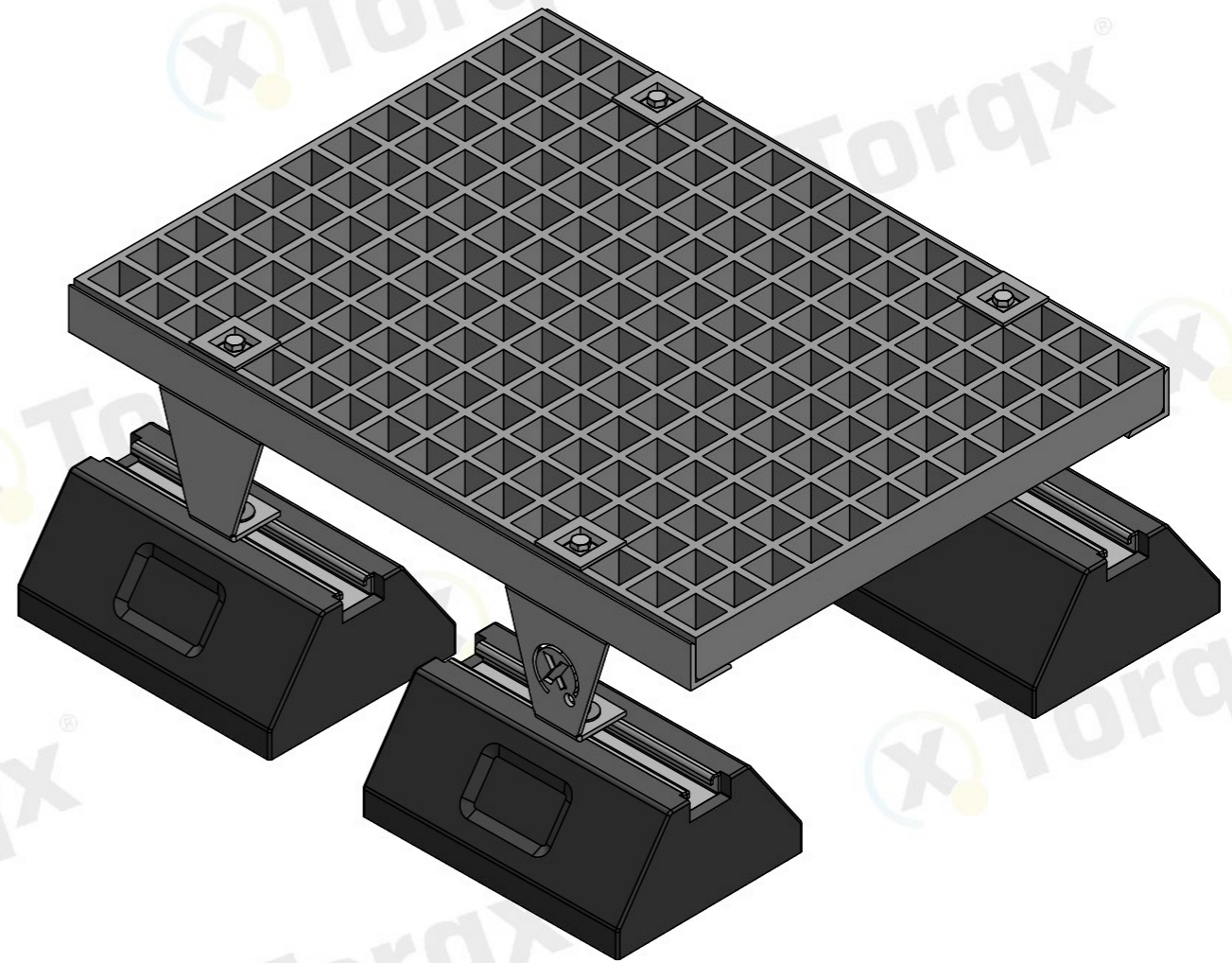
C

B

A



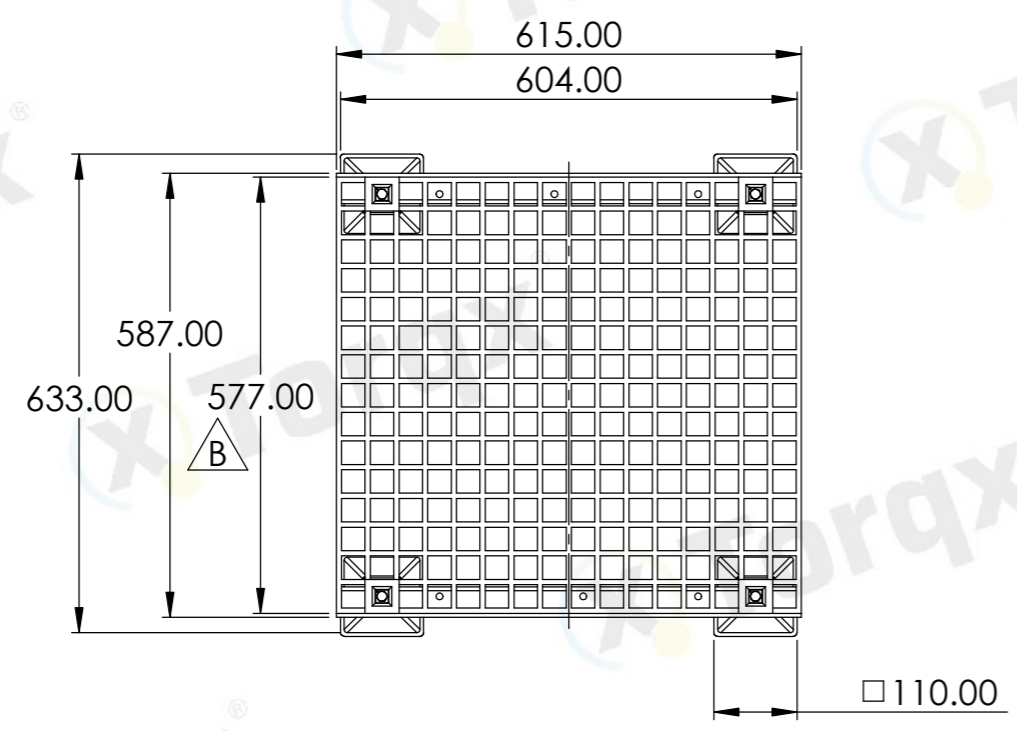
WITH SQUARE FOOT



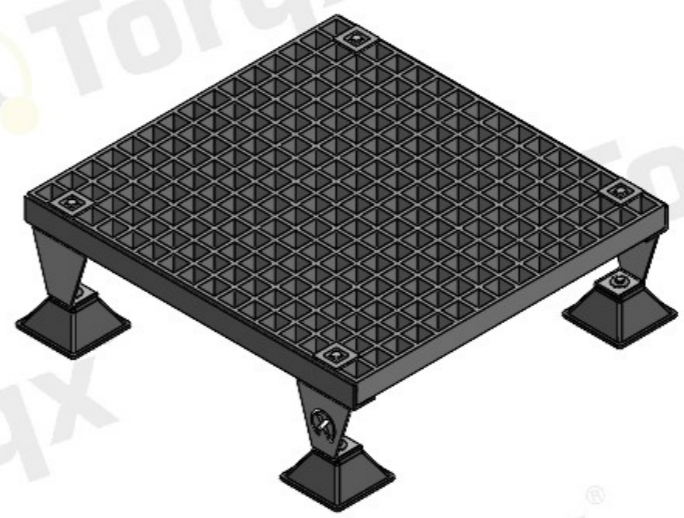
WITH RUBBER FOOT

8 7 6 5 4 3 2 1

REVISIONS				
ZONE	REV.	DESCRIPTION	DATE	APPROVED
	A	INITIAL RELEASE	8/27/2024	
E7	B	ADD GRP DIMENSION	9/6/2024	



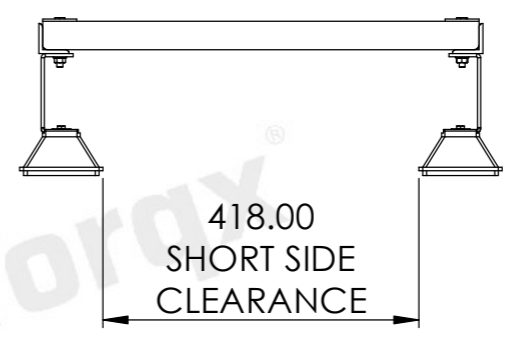
TOP VIEW



ISOMETRIC VIEW



FRONT VIEW



SIDE VIEW

- NOTES:
1. INTERPRET DIMENSION AND TOLERANCING AS PER ISO 2768;
  2. DEBURR AND BREAK ALL SHARP EDGES UNLESS OTHERWISE SPECIFIED ATLEAST 0.1MM;
  3. ALL UNCALLED CHAMFER UNLESS OTHERWISE SPECIFIED @ C0.5;
  4. BAG AND TAG SMALL PARTS
  5. ALL FAI DIMENSION MUST BE 100% INSPECTED;

INFORMATION HEREIN SHALL NOT BE REPRODUCED IN ANY FORM WITHOUT TORQX WRITTEN PERMISSION 'Design Rights Pending' © Torqx Ltd			DEBURR AND BREAK SHARP EDGES	DO NOT SCALE DRAWING	REVISION B				
				FINISH: N/A	THIRD ANGLE PROJECTION				
	UNLESS OTHERWISE SPECIFIED: DIMENSIONS ARE IN MILLIMETERS	NAME: GO SIGNATURE: [Signature] DATE: 8/28/2024	NAME: CM SIGNATURE: [Signature] DATE: 8/28/2024	TITLE: 615X577MM STEP OVER					
	TOLERANCES: <table border="1"> <tr><td>.X</td><td>±0.2</td></tr> <tr><td>.XX</td><td>±0.05</td></tr> <tr><td>.XXX</td><td>±0.001</td></tr> </table>	.X	±0.2				.XX	±0.05	.XXX
.X	±0.2								
.XX	±0.05								
.XXX	±0.001								
SURFACE FINISH: Ra 3.2	WEIGHT:	SCALE:1:10	SHEET 1 OF 4						

8 7 6 5 4 3 2 1

8

7

6

5

4

3

2

1

F

F

E

E

D

D

C

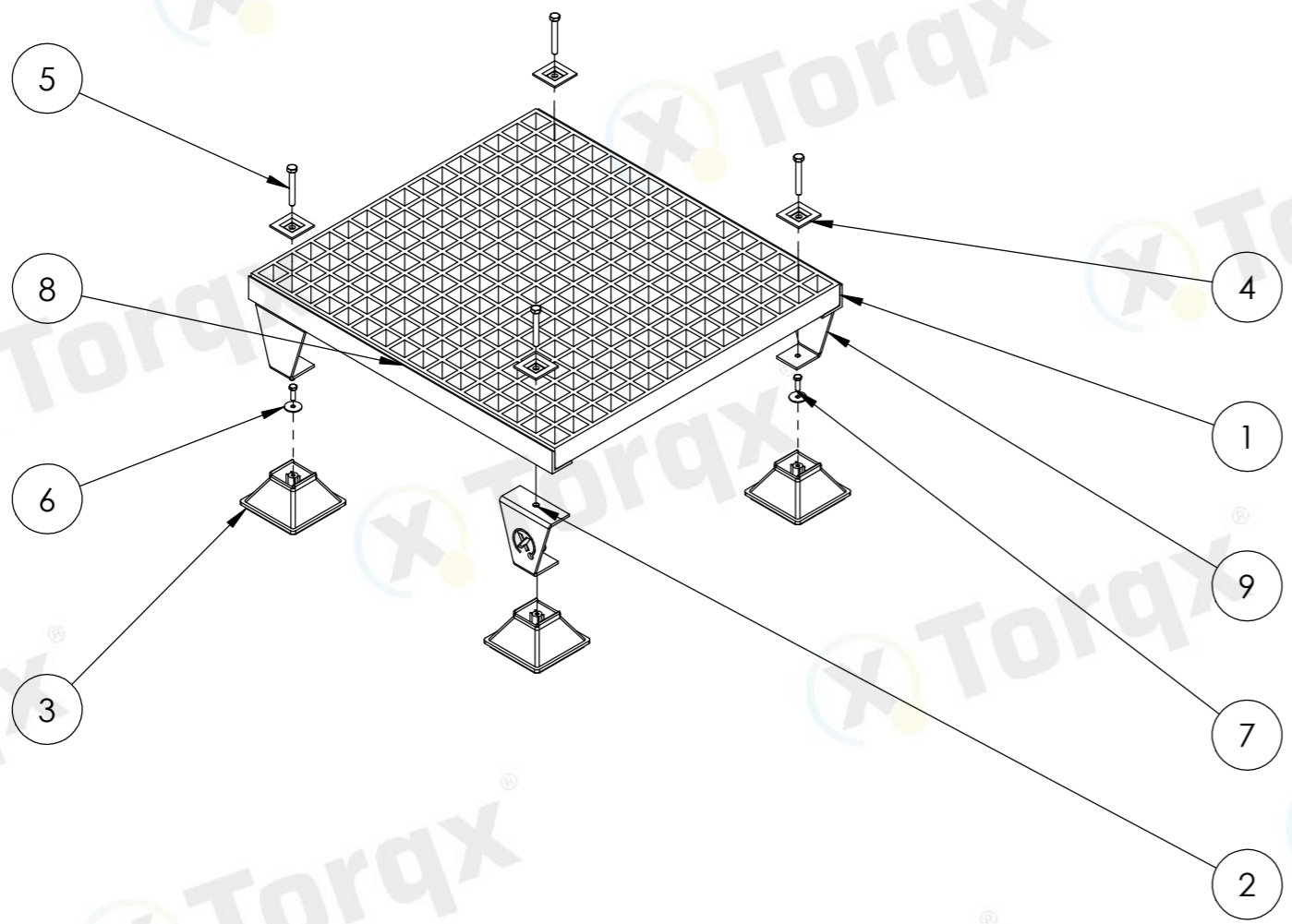
C

B

B

A

A



EXPLODED VIEW

ITEM NO.	DESCRIPTION	QTY.
1	577X615X38 GRP MESH	1
2	STEEL BRACKET 3 ASSY	2
3	110X110MM MINIFOOT	4
4	GRP FIXING BRACKET	4
5	M8X60 A2 STAINLESS STEEL HEX SET	4
6	M6X25 A2 STAINLESS STEEL PENNY WASHER	4
7	M6X 20 STAINLESS STEEL HEX FLANGE HEAD SELF-TAPPING SCREW	4
8	ANGLE BAR SUPPORT	2
9	STEEL BRACKET 4 ASSY	2

8

7

6

5

4

3

2

1

8

7

6

5

4

3

2

1

F

E

D

C

B

A

F


E

D


C

B

A



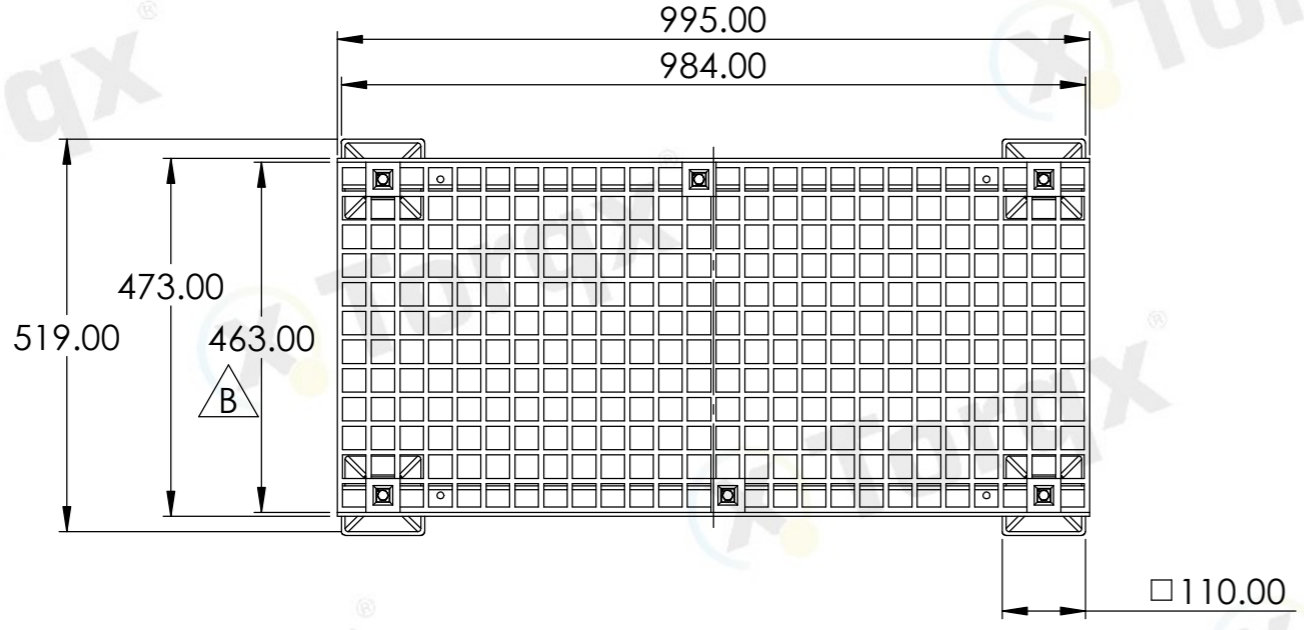
WITH SQUARE FOOT




WITH RUBBER FOOT

8 7 6 5 4 3 2 1

REVISIONS				
ZONE	REV.	DESCRIPTION	DATE	APPROVED
	A	INITIAL RELEASE	8/27/2024	
E7	B	ADD GRP DIMENSION	9/6/2024	



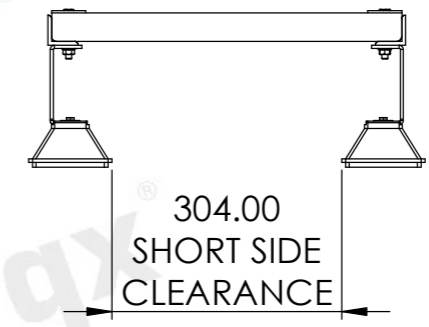
TOP VIEW



ISOMETRIC VIEW



FRONT VIEW



SIDE VIEW

- NOTES:
1. INTERPRET DIMENSION AND TOLERANCING AS PER ISO 2768;
  2. DEBURR AND BREAK ALL SHARP EDGES UNLESS OTHERWISE SPECIFIED ATLEAST 0.1MM;
  3. ALL UNCALLED CHAMFER UNLESS OTHERWISE SPECIFIED @ C0.5;
  4. BAG AND TAG SMALL PARTS
  5. ALL FAI DIMENSION MUST BE 100% INSPECTED;

INFORMATION HEREIN SHALL NOT BE REPRODUCED IN ANY FORM WITHOUT TORQX WRITTEN PERMISSION 'Design Rights Pending' © TorqX Ltd			DEBURR AND BREAK SHARP EDGES	DO NOT SCALE DRAWING	REVISION B
			FINISH: N/A	THIRD ANGLE PROJECTION	
	DRAWN: GO CHK'D: CM APP'VD:	NAME: GO SIGNATURE: CM DATE: 8/27/2024 DATE: 8/27/2024	TITLE: 995X463MM STEP OVER		
	TOLERANCES: .X ±0.2 .XX ±0.05 .XXX ±0.001	SURFACE FINISH: Ra 3.2 WEIGHT:	MATERIAL: N/A	DWG NO. 101114928	SCALE: 1:10

8 7 6 5 4 3 2 1

8 7 6 5 4 3 2 1

F

F

E

E

D

D

C

C

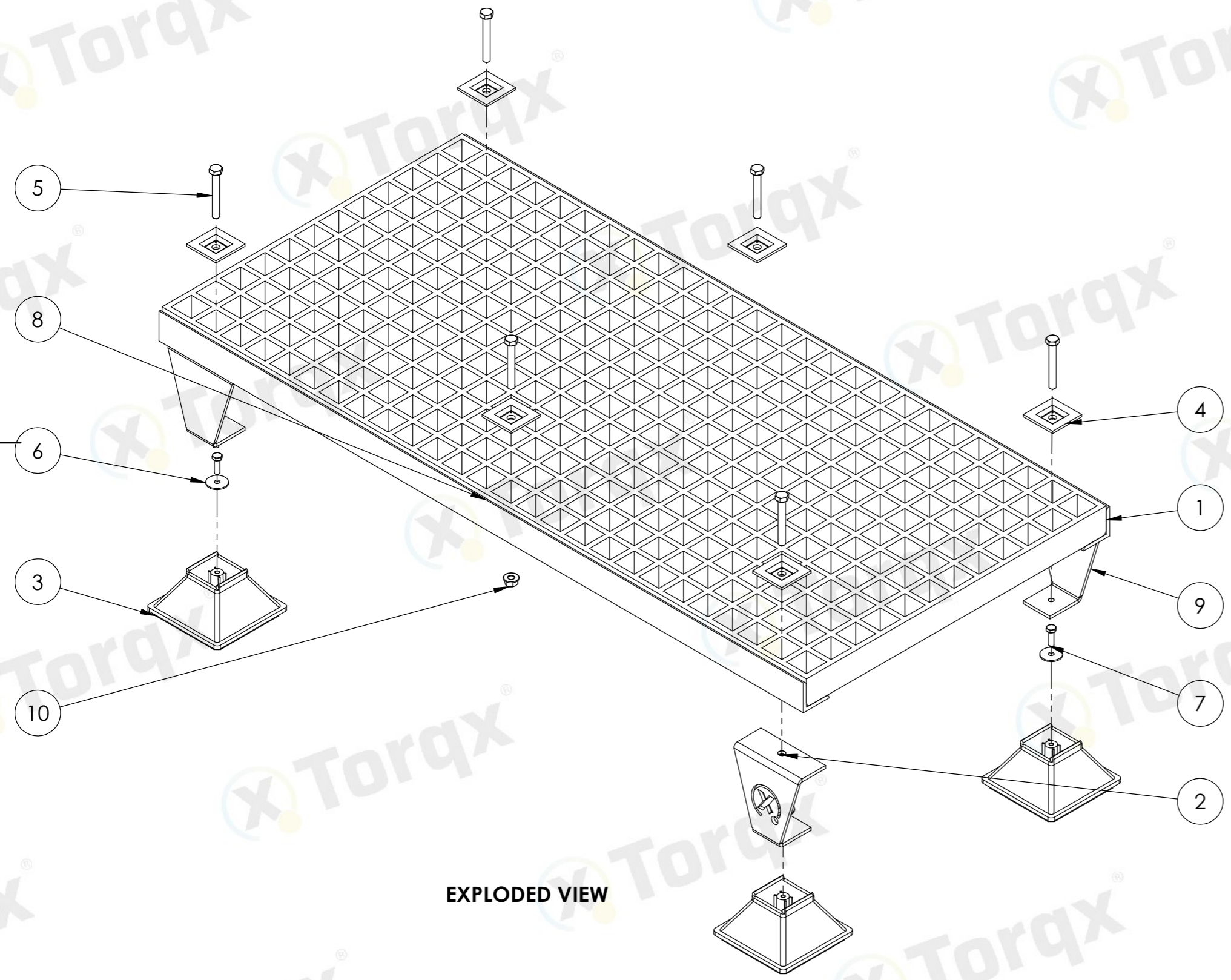
B

B

A

A

ITEM NO.	DESCRIPTION	QTY.
1	463X995X38 GRP MESH	1
2	STEEL BRACKET 3 ASSY	2
3	110X110MM MINIFOOT	4
4	GRP FIXING BRACKET	6
5	M8X60 A2 STAINLESS STEEL HEX SET	6
6	M6X25 A2 STAINLESS STEEL PENNY WASHER	4
7	M6X 20 STAINLESS STEEL HEX FLANGE HEAD SELF-TAPPING SCREW	4
8	ANGLE BAR SUPPORT	2
9	STEEL BRACKET 4 ASSY	2
10	M8 A2 STAINLESS STEEL HEX SERRATED FLANGE NUT	2



EXPLODED VIEW

8 7 6 5 4 3 2 1



8

7

6

5

4

3

2

1

F

E

D

C

B

A

F

E

D


C

B

A



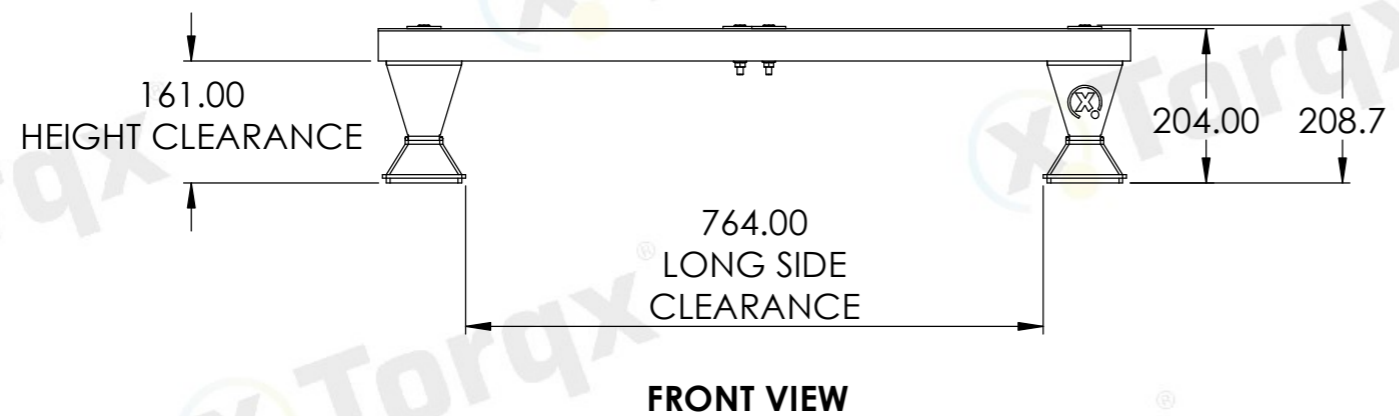

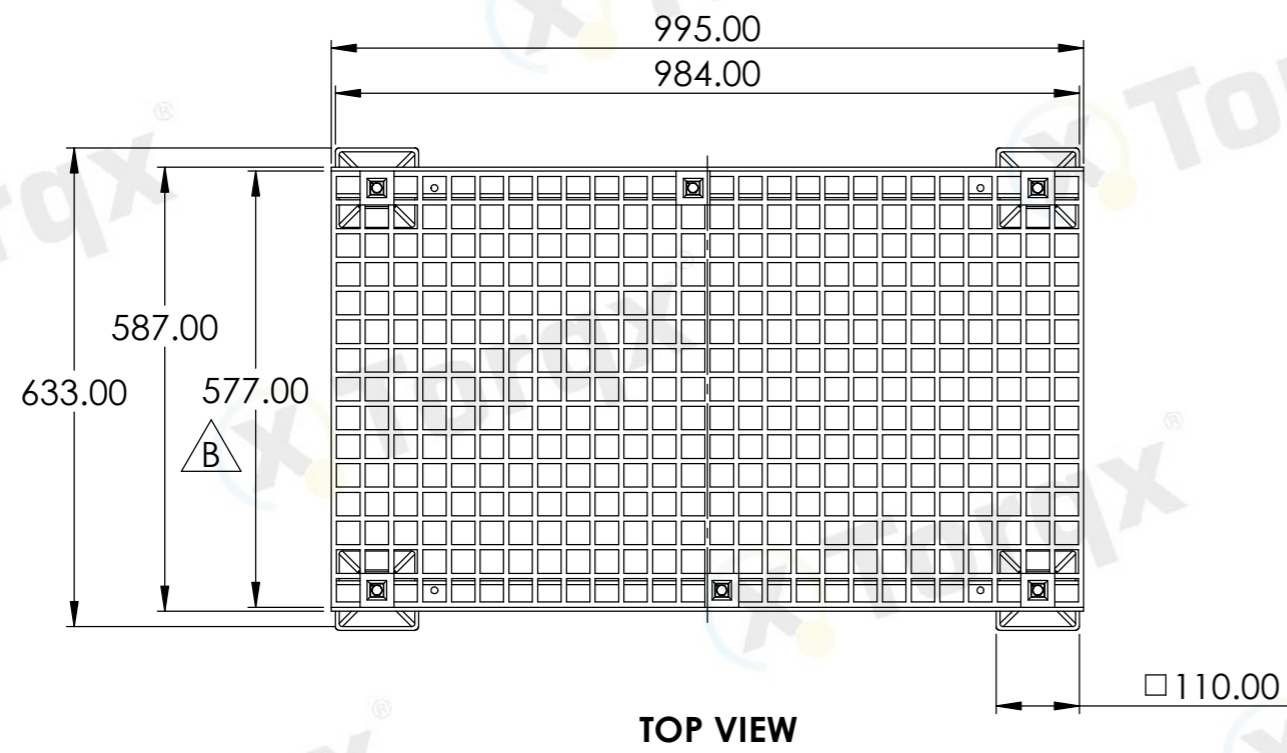
WITH SQUARE FOOT



WITH RUBBER FOOT

8 7 6 5 4 3 2 1

REVISIONS				
ZONE	REV.	DESCRIPTION	DATE	APPROVED
	A	INITIAL RELEASE	8/27/2024	
E7	B	ADD GRP DIMENSION	9/6/2024	



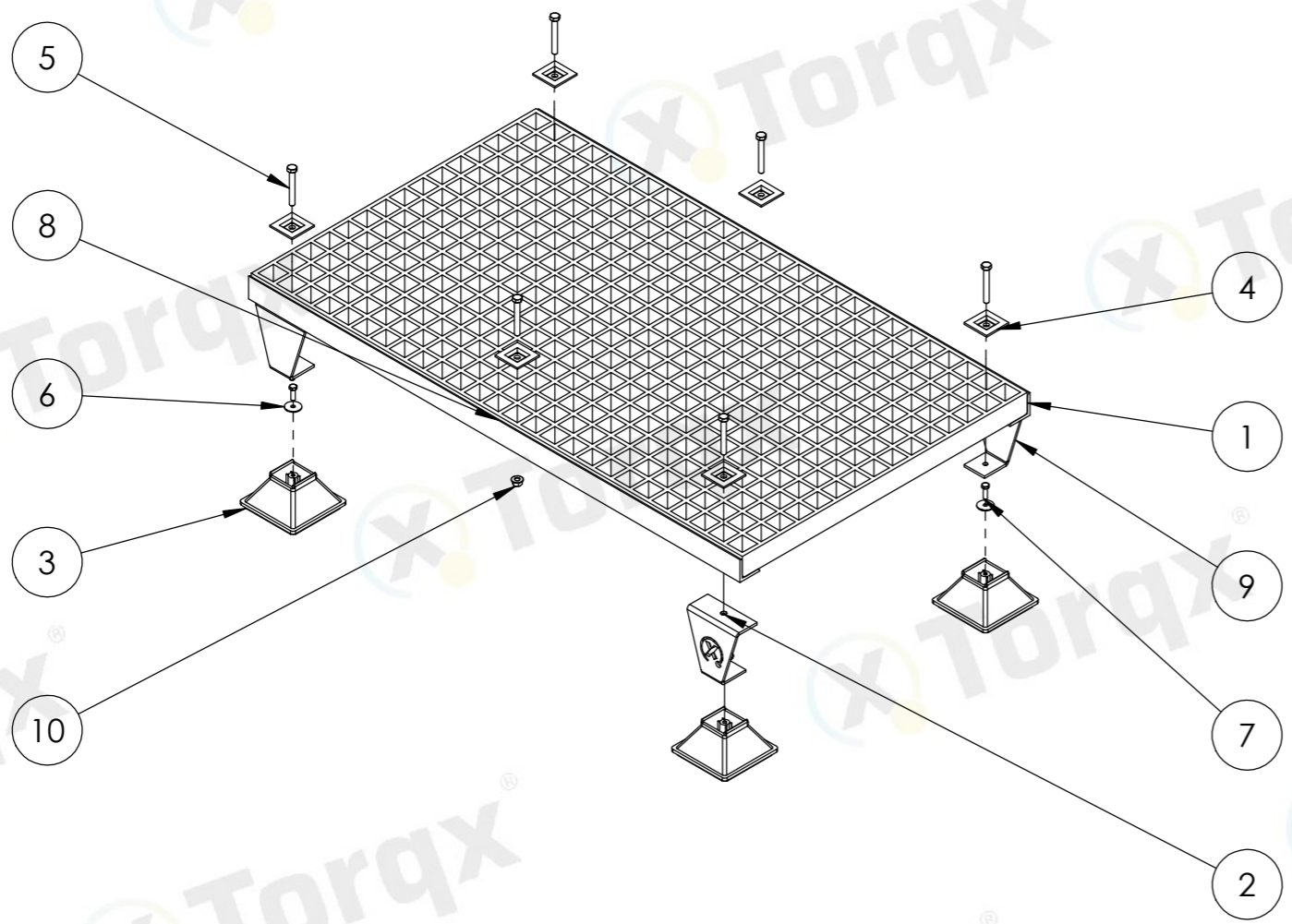
- NOTES:**
1. INTERPRET DIMENSION AND TOLERANCING AS PER ISO 2768;
  2. DEBURR AND BREAK ALL SHARP EDGES UNLESS OTHERWISE SPECIFIED ATLEAST 0.1MM;
  3. ALL UNCALLED CHAMFER UNLESS OTHERWISE SPECIFIED @ C0.5;
  4. BAG AND TAG SMALL PARTS
  5. ALL FAI DIMENSION MUST BE 100% INSPECTED;

INFORMATION HEREIN SHALL NOT BE REPRODUCED IN ANY FORM WITHOUT TORQX WRITTEN PERMISSION 'Design Rights Pending' © TorqX Ltd			DEBURR AND BREAK SHARP EDGES	DO NOT SCALE DRAWING	REVISION B											
			FINISH: N/A	THIRD ANGLE PROJECTION												
	<table border="1"> <tr> <th>NAME</th> <th>SIGNATURE</th> <th>DATE</th> </tr> <tr> <td>DRAWN GO</td> <td></td> <td>8/28/2024</td> </tr> <tr> <td>CHK'D CM</td> <td></td> <td>8/28/2024</td> </tr> <tr> <td>APP'VD</td> <td></td> <td></td> </tr> </table>	NAME	SIGNATURE	DATE	DRAWN GO		8/28/2024	CHK'D CM		8/28/2024	APP'VD			<b>995X577MM STEP OVER</b>		
	NAME	SIGNATURE	DATE													
DRAWN GO		8/28/2024														
CHK'D CM		8/28/2024														
APP'VD																
<table border="1"> <tr> <th>TOLERANCES:</th> <th></th> <th></th> </tr> <tr> <td>.X</td> <td>±0.2</td> <td></td> </tr> <tr> <td>.XX</td> <td>±0.05</td> <td></td> </tr> <tr> <td>.XXX</td> <td>±0.001</td> <td></td> </tr> </table>	TOLERANCES:			.X	±0.2		.XX	±0.05		.XXX	±0.001		DWG NO. <b>101114931</b>	A3		
TOLERANCES:																
.X	±0.2															
.XX	±0.05															
.XXX	±0.001															
SURFACE FINISH: Ra 3.2	WEIGHT:	SCALE:1:10	SHEET 1 OF 4													

8 7 6 5 4 3 2 1

8 7 6 5 4 3 2 1

F  
E  
D  
C  
B  
A



EXPLODED VIEW

ITEM NO.	DESCRIPTION	QTY.
1	577X995X38 GRP MESH	1
2	STEEL BRACKET 3 ASSY	2
3	110X110MM MINIFOOT	4
4	GRP FIXING BRACKET	6
5	M8X60 A2 STAINLESS STEEL HEX SET	6
6	M6X25 A2 STAINLESS STEEL PENNY WASHER	4
7	M6X 20 STAINLESS STEEL HEX FLANGE HEAD SELF-TAPPING SCREW	4
8	ANGLE BAR SUPPORT	2
9	STEEL BRACKET 4 ASSY	2
10	M8 A2 STAINLESS STEEL HEX SERRATED FLANGE NUT	2

8 7 6 5 4 3 2 1

8

7

6

5

4

3

2

1

F

E

D

C

B

A

F


E

D

C

B

A



WITH SQUARE FOOT



WITH RUBBER FOOT

8

7

6

5

4

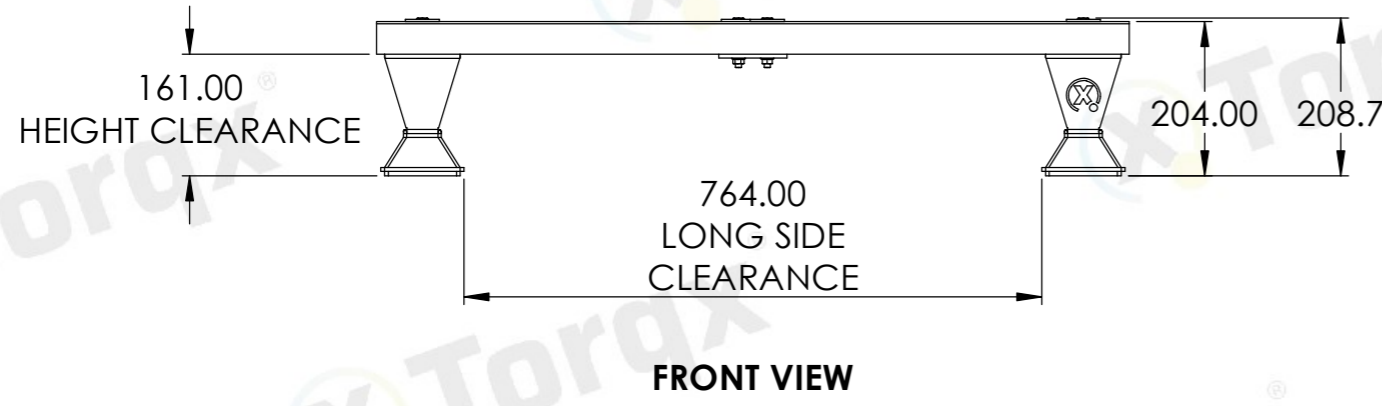

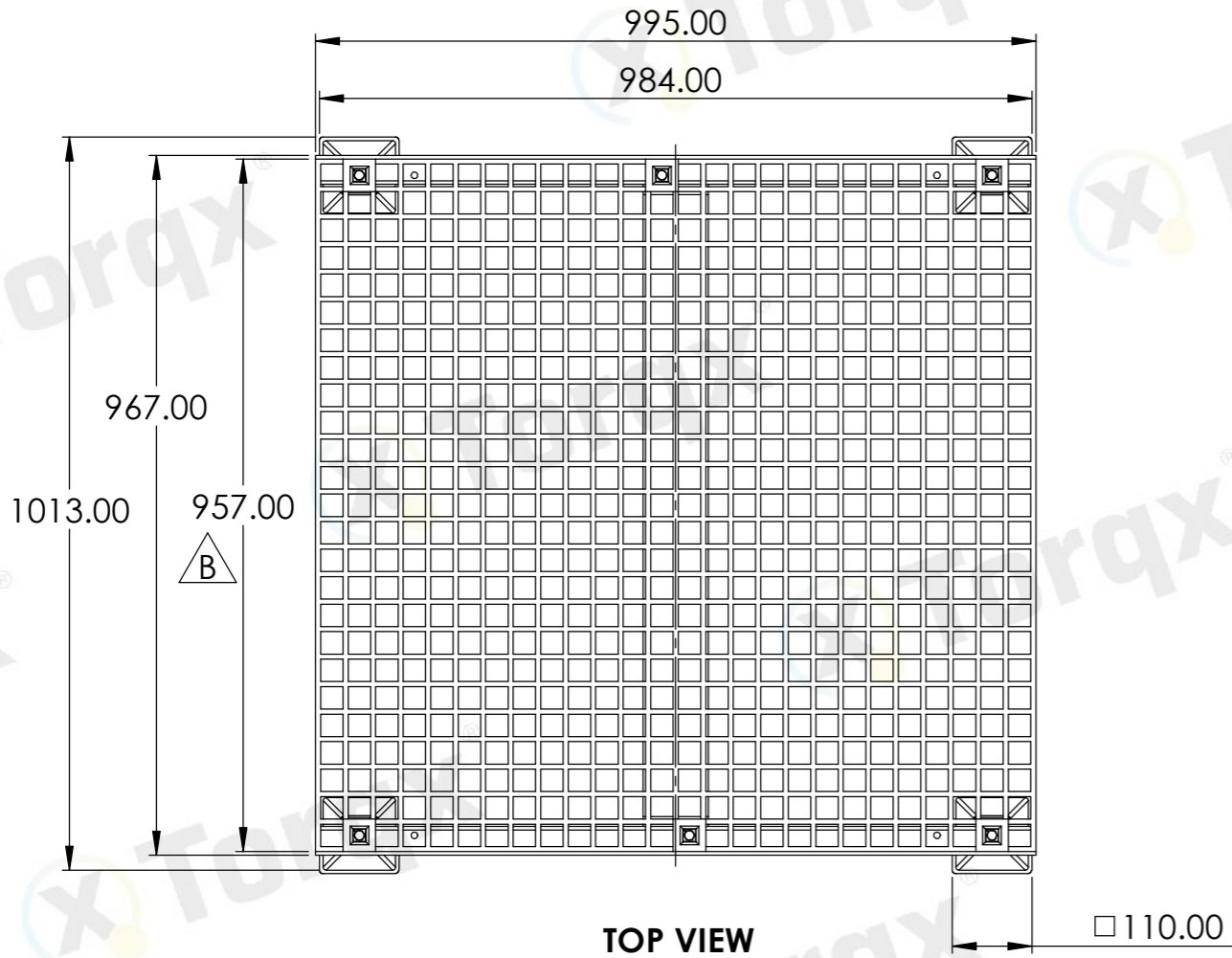
3

2

1

8 7 6 5 4 3 2 1

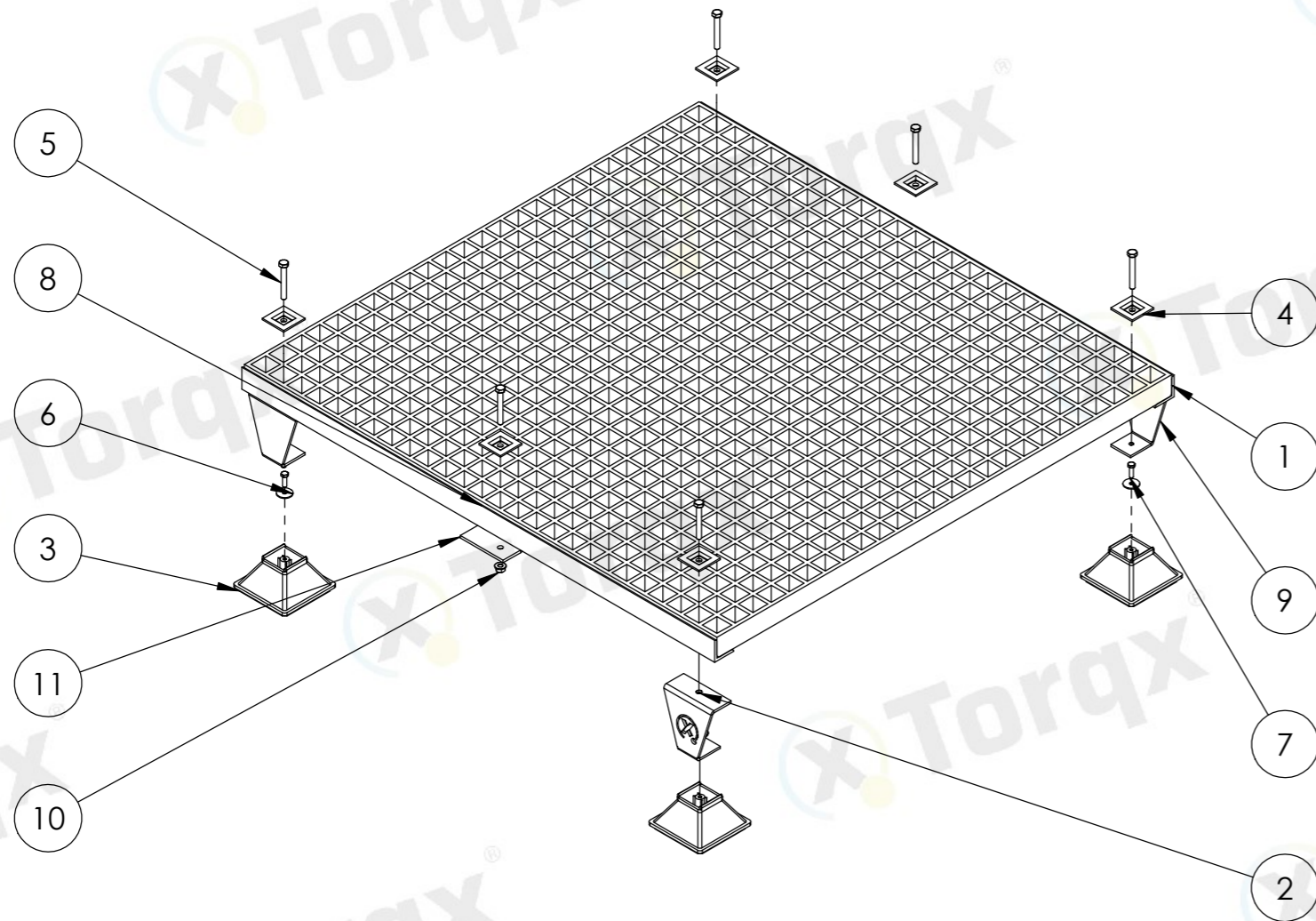
REVISIONS				
ZONE	REV.	DESCRIPTION	DATE	APPROVED
	A	INITIAL RELEASE	8/28/2024	
E8	B	ADD GRP DIMENSION	9/6/2024	



- NOTES:**
1. INTERPRET DIMENSION AND TOLERANCING AS PER ISO 2768;
  2. DEBURR AND BREAK ALL SHARP EDGES UNLESS OTHERWISE SPECIFIED AT LEAST 0.1MM;
  3. ALL UNCALLED CHAMFER UNLESS OTHERWISE SPECIFIED @ C0.5;
  4. BAG AND TAG SMALL PARTS
  5. ALL FAI DIMENSION MUST BE 100% INSPECTED;

INFORMATION HEREIN SHALL NOT BE REPRODUCED IN ANY FORM WITHOUT TORQX WRITTEN PERMISSION 'Design Rights Pending' © TorqX Ltd			DEBURR AND BREAK SHARP EDGES	DO NOT SCALE DRAWING	REVISION B	
			FINISH: N/A	THIRD ANGLE PROJECTION		
	DRAWN: GO CHK'D: CM APP'VD:	SIGNATURE:	DATE: 8/28/2024 8/28/2024	TITLE: 995X957MM STEP OVER		
	UNLESS OTHERWISE SPECIFIED: DIMENSIONS ARE IN MILLIMETERS		MATERIAL: N/A	DWG NO. 101114934	A3	
TOLERANCES:	.X ±0.2 .XX ±0.05 .XXX ±0.001	SURFACE FINISH: Ra 3.2	WEIGHT:	SCALE: 1:10	SHEET 1 OF 4	

8 7 6 5 4 3 2 1



**EXPLODED VIEW**

ITEM NO.	DESCRIPTION	QTY.
1	995X957X38 GRP MESH	1
2	STEEL BRACKET 3 ASSY	2
3	110X110MM MINIFOOT	4
4	GRP FIXING BRACKET	6
5	M8X60 A2 STAINLESS STEEL HEX SET	6
6	M6X25 A2 STAINLESS STEEL PENNY WASHER	4
7	M6X 20 STAINLESS STEEL HEX FLANGE HEAD SELF-TAPPING SCREW	4
8	ANGLE BAR SUPPORT	2
9	STEEL BRACKET 4 ASSY	2
10	M8 A2 STAINLESS STEEL HEX SERRATED FLANGE NUT	2
11	90X952MM MIDSPAN SUPPORT PLATE	1

8

7

6

5

4

3

2

1

F

E

D

C

B

A

F


E

D


C

B

A



WITH SQUARE FOOT



WITH RUBBER FOOT

8

7

6

5

4


3

2


1

8 7 6 5 4 3 2 1

REVISIONS				
ZONE	REV.	DESCRIPTION	DATE	APPROVED
	A	INITIAL RELEASE	8/27/2024	
E8	B	ADD GRP DIMENSION	9/6/2024	



TOP VIEW



ISOMETRIC VIEW



FRONT VIEW



SIDE VIEW

- NOTES:
1. INTERPRET DIMENSION AND TOLERANCING AS PER ISO 2768;
  2. DEBURR AND BREAK ALL SHARP EDGES UNLESS OTHERWISE SPECIFIED ATLEAST 0.1MM;
  3. ALL UNCALLED CHAMFER UNLESS OTHERWISE SPECIFIED @ C0.5;
  4. BAG AND TAG SMALL PARTS
  5. ALL FAI DIMENSION MUST BE 100% INSPECTED;

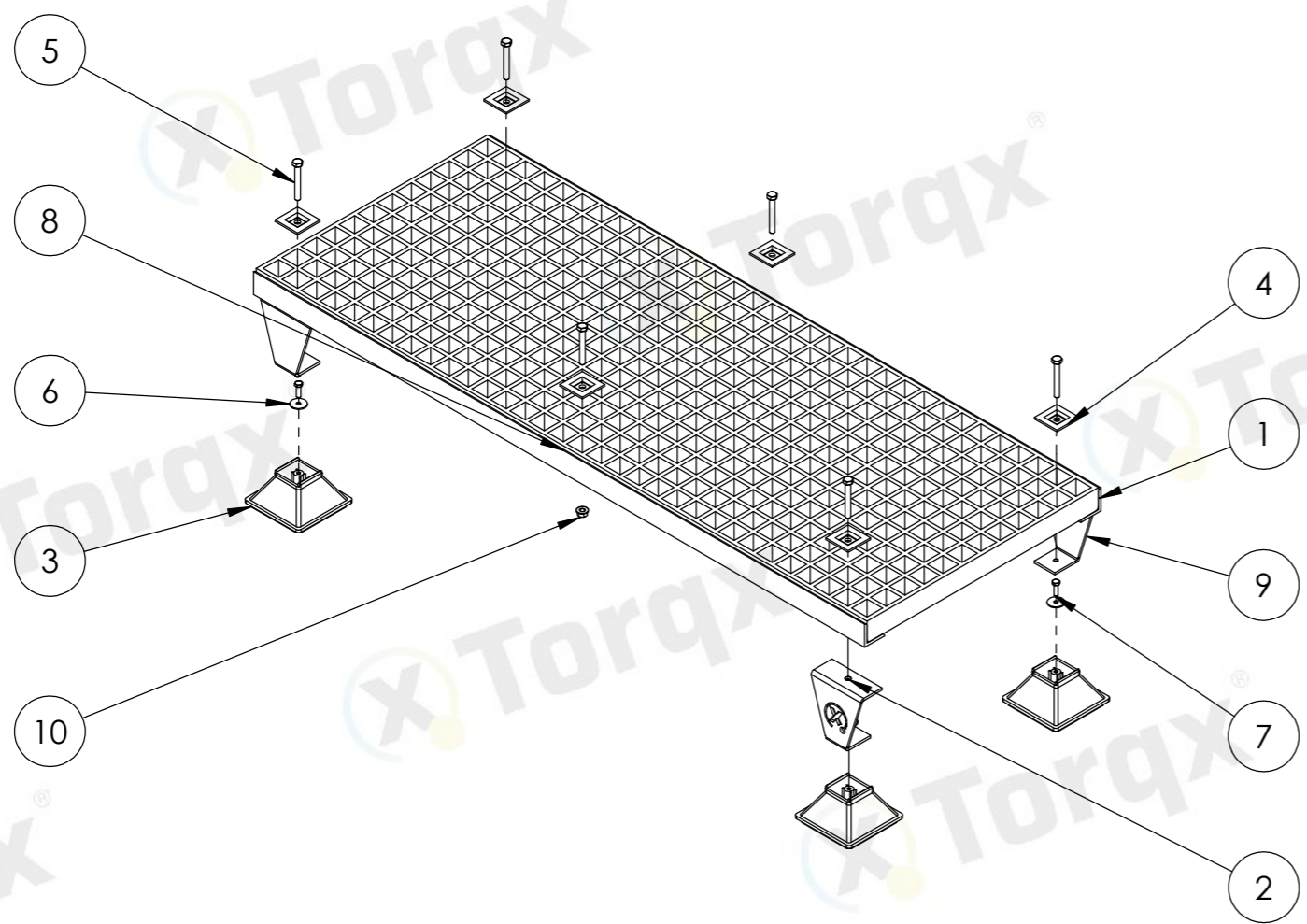
INFORMATION HEREIN SHALL NOT BE REPRODUCED IN ANY FORM WITHOUT TORQX WRITTEN PERMISSION 'Design Rights Pending' © TorqX Ltd				DEBURR AND BREAK SHARP EDGES	DO NOT SCALE DRAWING	REVISION B
	DRAWN GO	SIGNATURE	DATE 8/27/2024	FINISH: N/A	THIRD ANGLE PROJECTION	
	CHK'D CM	DATE 8/27/2024	TITLE: 1223X463MM STEP OVER			
	APP'VD	DWG NO. 101114929				A3
UNLESS OTHERWISE SPECIFIED: DIMENSIONS ARE IN MILLIMETERS			MATERIAL: N/A	SURFACE FINISH: Ra 3.2	WEIGHT:	SCALE:1:10
TOLERANCES:	.X ±0.2	.XX ±0.05	.XXX ±0.001	SHEET 1 OF 4		

8 7 6 5 4 3 2 1



8 7 6 5 4 3 2 1

F  
E  
D  
C  
B  
A



EXPLODED VIEW

ITEM NO.	DESCRIPTION	QTY.
1	463X1223X38 GRP MESH	1
2	STEEL BRACKET 3 ASSY	2
3	110X110MM MINIFOOT	4
4	GRP FIXING BRACKET	6
5	M8X60 A2 STAINLESS STEEL HEX SET	6
6	M6X25 A2 STAINLESS STEEL PENNY WASHER	4
7	M6X 20 STAINLESS STEEL HEX FLANGE HEAD SELF-TAPPING SCREW	4
8	ANGLE BAR SUPPORT	2
9	STEEL BRACKET 4 ASSY	2
10	M8 A2 STAINLESS STEEL HEX SERRATED FLANGE NUT	2

8 7 6 5 4 3 2 1

8

7

6

5

4

3

2

1

F

E

D

C

B

A

F

E

D

C

B

A



WITH SQUARE FOOT



WITH RUBBER FOOT

8

7

6

5

4

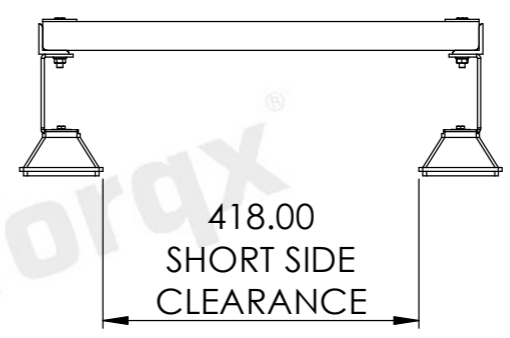

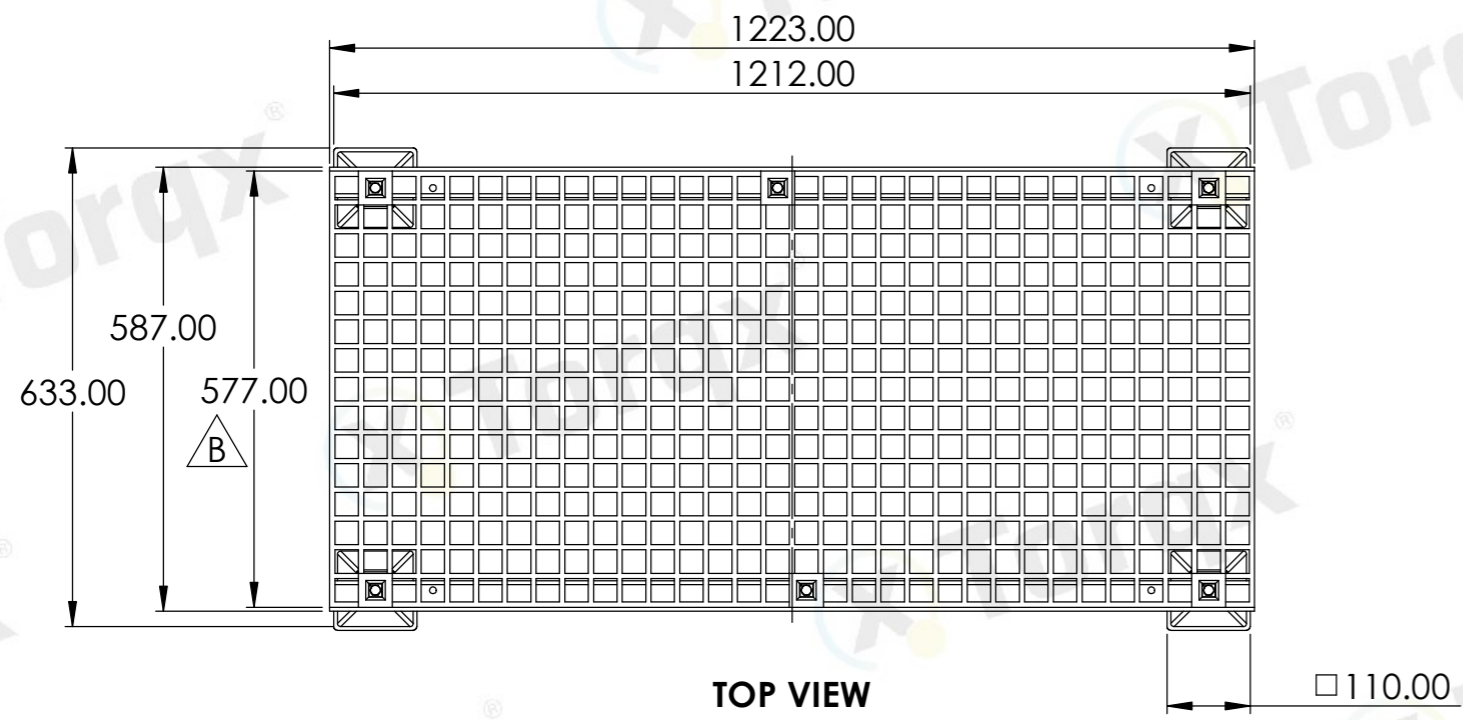
3

2

1

8 7 6 5 4 3 2 1

REVISIONS				
ZONE	REV.	DESCRIPTION	DATE	APPROVED
	A	INITIAL RELEASE	8/27/2024	
E8	B	ADD GRP DIMENSION	9/6/2024	



- NOTES:**
1. INTERPRET DIMENSION AND TOLERANCING AS PER ISO 2768;
  2. DEBURR AND BREAK ALL SHARP EDGES UNLESS OTHERWISE SPECIFIED ATLEAST 0.1MM;
  3. ALL UNCALLED CHAMFER UNLESS OTHERWISE SPECIFIED @ C0.5;
  4. BAG AND TAG SMALL PARTS
  5. ALL FAI DIMENSION MUST BE 100% INSPECTED;

INFORMATION HEREIN SHALL NOT BE REPRODUCED IN ANY FORM WITHOUT TORQX WRITTEN PERMISSION 'Design Rights Pending' © Torqx Ltd				DEBURR AND BREAK SHARP EDGES	DO NOT SCALE DRAWING	REVISION B
	DRAWN GO	SIGNATURE	DATE 8/28/2024	FINISH: N/A	THIRD ANGLE PROJECTION	
	CHK'D CM	DATE 8/28/2024	TITLE: 1223X577MM STEP OVER			
	APPVD	DWG NO. 101114932				A3
UNLESS OTHERWISE SPECIFIED: DIMENSIONS ARE IN MILLIMETERS			MATERIAL: N/A	SURFACE FINISH: Ra 3.2	WEIGHT:	SCALE:1:10
TOLERANCES:	.X ±0.2	.XX ±0.05	.XXX ±0.001	SHEET 1 OF 4		

8 7 6 5 4 3 2 1

8

7

6

5

4

3

2

1

F

F

E

E

D

D

C

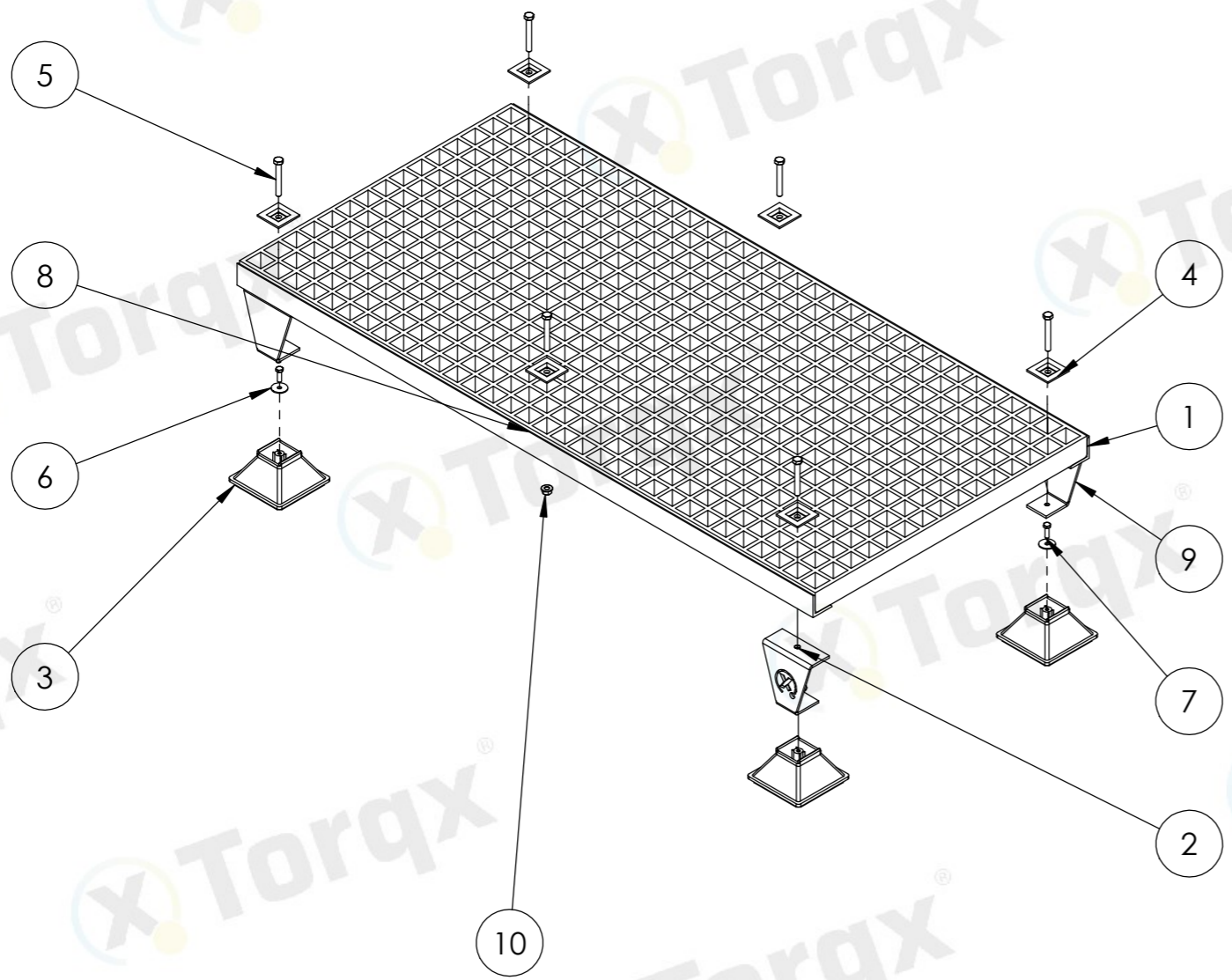
C

B

B

A

A



EXPLODED VIEW

ITEM NO.	DESCRIPTION	QTY.
1	577X1223X38 GRP MESH	1
2	STEEL BRACKET 3 ASSY	2
3	110X110MM MINIFOOT	4
4	GRP FIXING BRACKET	6
5	M8X60 A2 STAINLESS STEEL HEX SET	6
6	M6X25 A2 STAINLESS STEEL PENNY WASHER	4
7	M6X 20 STAINLESS STEEL HEX FLANGE HEAD SELF-TAPPING SCREW	4
8	ANGLE BAR SUPPORT	2
9	STEEL BRACKET 4 ASSY	2
10	M8 A2 STAINLESS STEEL HEX SERRATED FLANGE NUT	2

8

7

6

5

4

3

2

1

F

E

D

C

B

A

F


E

D


C

B

A



WITH SQUARE FOOT



WITH RUBBER FOOT

8

7

6

5

4

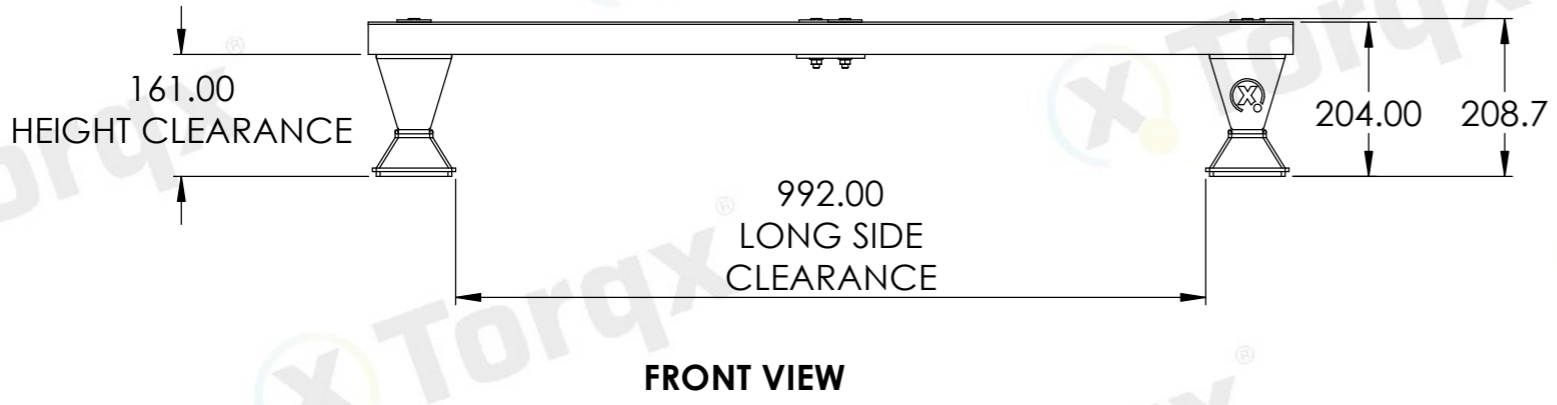

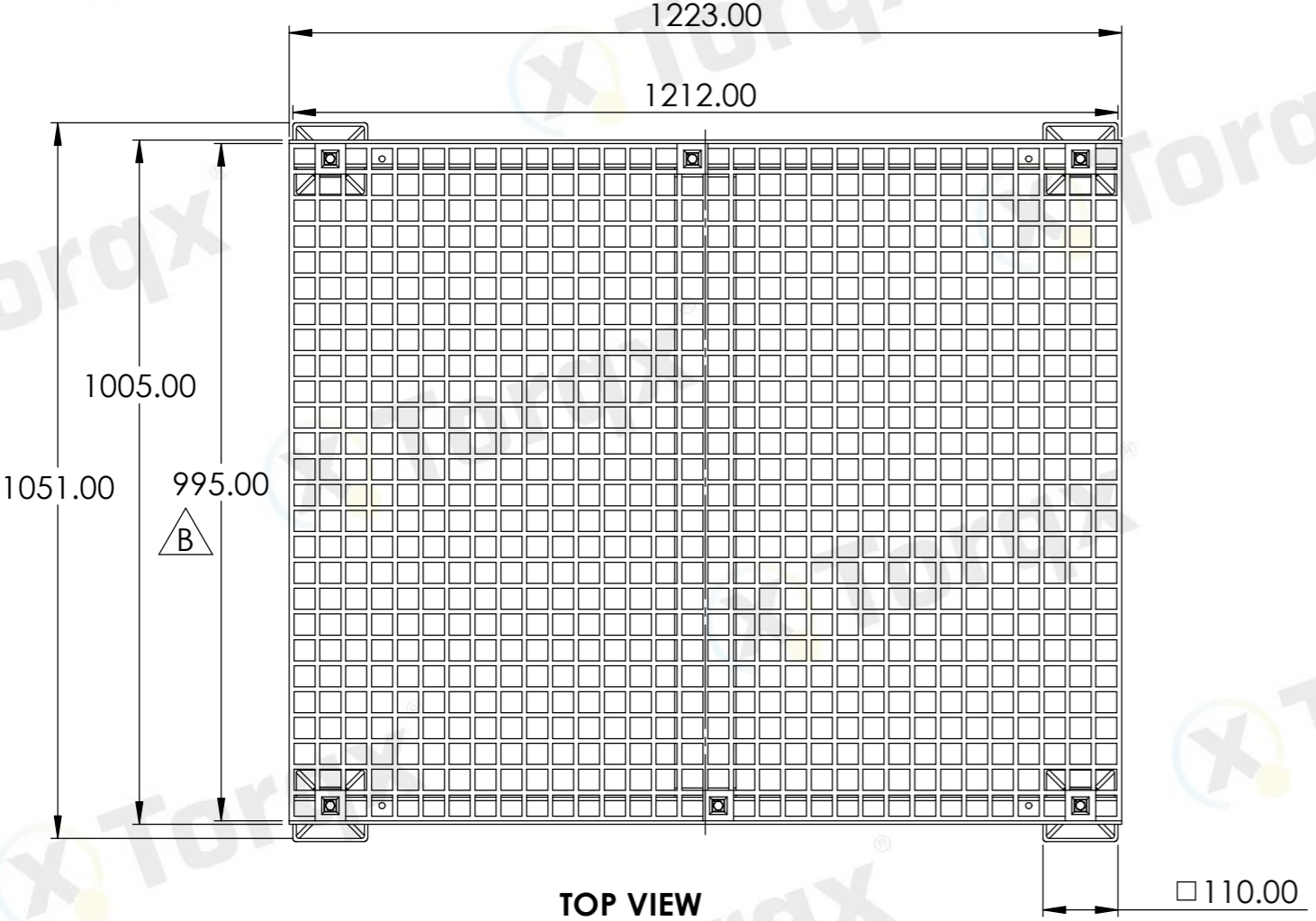
3

2

1

8 7 6 5 4 3 2 1

REVISIONS				
ZONE	REV.	DESCRIPTION	DATE	APPROVED
	A	INITIAL RELEASE	8/28/2024	
E8	B	ADD GRP DIMENSION	9/6/2024	



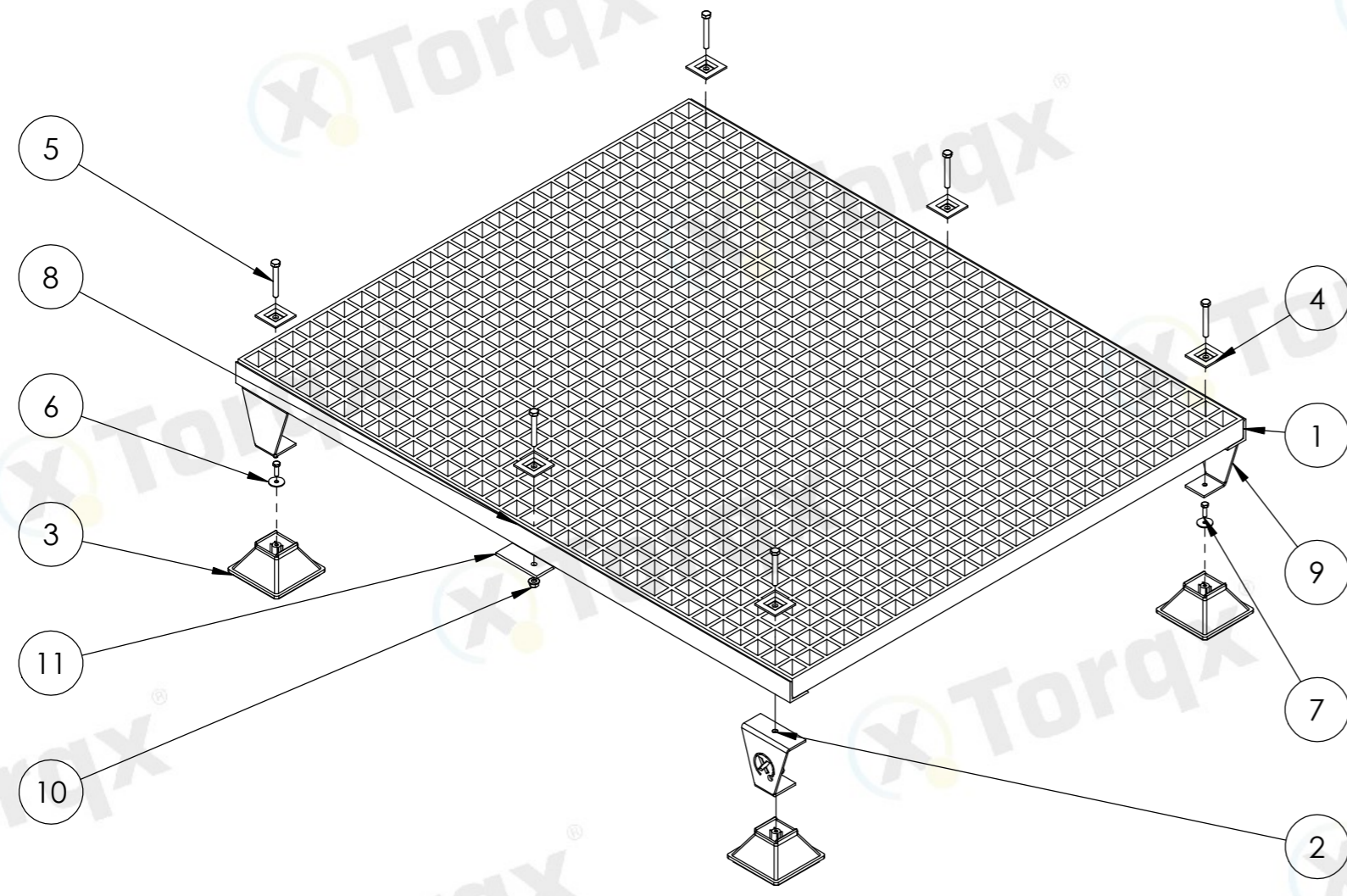
- NOTES:**
1. INTERPRET DIMENSION AND TOLERANCING AS PER ISO 2768;
  2. DEBURR AND BREAK ALL SHARP EDGES UNLESS OTHERWISE SPECIFIED ATLEAST 0.1MM;
  3. ALL UNCALLED CHAMFER UNLESS OTHERWISE SPECIFIED @ C0.5;
  4. BAG AND TAG SMALL PARTS
  5. ALL FAI DIMENSION MUST BE 100% INSPECTED;

INFORMATION HEREIN SHALL NOT BE REPRODUCED IN ANY FORM WITHOUT TORQX WRITTEN PERMISSION 'Design Rights Pending' © Torqrx Ltd			DEBURR AND BREAK SHARP EDGES	DO NOT SCALE DRAWING	REVISION B												
				FINISH: N/A	THIRD ANGLE PROJECTION												
	<table border="1"> <tr> <th>NAME</th> <th>SIGNATURE</th> <th>DATE</th> </tr> <tr> <td>DRAWN GO</td> <td></td> <td>8/28/2024</td> </tr> <tr> <td>CHK'D CM</td> <td></td> <td>8/28/2024</td> </tr> <tr> <td>APPVD</td> <td></td> <td></td> </tr> </table>	NAME	SIGNATURE	DATE	DRAWN GO		8/28/2024	CHK'D CM		8/28/2024	APPVD			TITLE: <b>1223X995MM STEP OVER</b>			
	NAME	SIGNATURE	DATE														
DRAWN GO		8/28/2024															
CHK'D CM		8/28/2024															
APPVD																	
UNLESS OTHERWISE SPECIFIED: DIMENSIONS ARE IN MILLIMETERS TOLERANCES: <table border="1"> <tr> <td>.X</td> <td>±0.2</td> </tr> <tr> <td>.XX</td> <td>±0.05</td> </tr> <tr> <td>.XXX</td> <td>±0.001</td> </tr> </table>	.X	±0.2	.XX	±0.05	.XXX	±0.001	MATERIAL: N/A		DWG NO. <b>101114935</b>	A3							
.X	±0.2																
.XX	±0.05																
.XXX	±0.001																

8 7 6 5 4 3 2 1

8 7 6 5 4 3 2 1

F  
E  
D  
C  
B  
A



**EXPLODED VIEW**

ITEM NO.	DESCRIPTION	QTY.
1	995X1223X38 GRP MESH	1
2	STEEL BRACKET 3 ASSY	2
3	110X110MM MINIFOOT	4
4	GRP FIXING BRACKET	6
5	M8X60 A2 STAINLESS STEEL HEX SET	6
6	M6X25 A2 STAINLESS STEEL PENNY WASHER	4
7	M6X 20 STAINLESS STEEL HEX FLANGE HEAD SELF-TAPPING SCREW	4
8	ANGLE BAR SUPPORT	2
9	STEEL BRACKET 4 ASSY	2
10	M8 A2 STAINLESS STEEL HEX SERRATED FLANGE NUT	2
11	90X990MM MIDSPAN SUPPORT PLATE	1

8 7 6 5 4 3 2 1

8

7

6

5

4

3

2

1

F

E

D

C

B

A

F


E

D


C

B

A



WITH SQUARE FOOT



WITH RUBBER FOOT

8

7

6

5

4

3

2

1