

2G

### Slide Set GS F 80 2G

Group: A436

#### Application

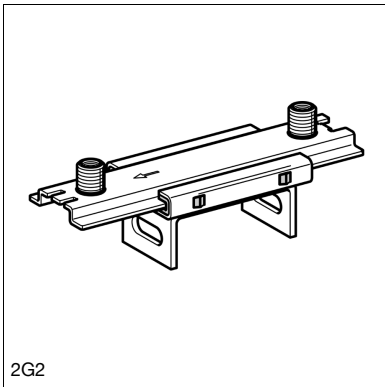
Pipe guide for twin-clamp connection designed to clutch the Beam Section F80 fixed by 2 x Self Forming Screws FLS.

#### Installation

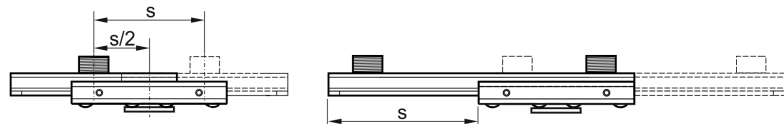
Pipe clamp connection points "2G" receive M10 studs or M16 by adapter connection.

#### Technical Data

Type	a [mm]	b [mm]	c [mm]
GS F 80 2G2	150	67	70,0



2G2

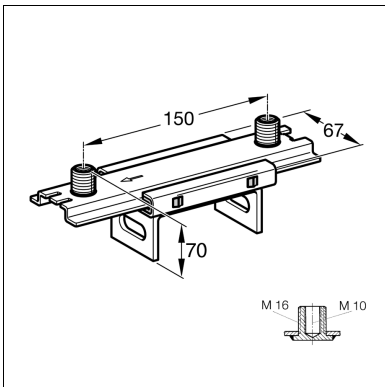


Type	Max. lever arm [mm]	Max. travel s [mm]
GS F 80 2G	150	100
GS F 80 2G2	150	135

Perm. load elevated position: 1,2 kN  
 Perm. load suspended position: 0,6 kN  
 Permanent temperature range: 130° C  
 Static friction coefficient  $\mu_0$ : 0,20  
 Sliding friction coefficient  $\mu$ : 0,15

#### Material:

Slide element: Steel, HCP  
 Slide bar: Polyamide (glass-fibre reinforced)  
 Retaining plate: Steel, HCP



Type	W [kg]	Quantity [pack]	Part number
GS F 80 2G	0.6	10	196700
GS F 80 2G2	0.7	10	196717